



INCLINE.TO.PACKAGING

Preserve quality, optimize throughput, and maintain food safety standards.

OPTIMIZE CONVEYANCE

Smooth product **flow** through your food processing line ensures minimal product loss and impact on product quality, the highest efficiencies, and maximum throughput. Our innovatively designed Incline-to-Packaging conveyor ensures that your product can be safely transported to the multi-head weigher while maintaining throughput and quality.

INCLINE TO PACKAGING CONVEYORS




Positioned strategically after the last Critical Control Point (CCP), the Incline to Packaging Conveyor assumes the crucial responsibility of safely transporting products to the packaging station. Its effectiveness directly mirrors the efficiency of your entire production line.

- **ZERO SPILLAGE**
- **50% LESS CLEANING TIME**
- **3 YEAR WARRANTY**

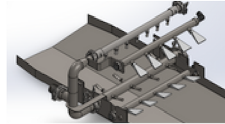
PRODUCT FEATURES

HYGIENIC

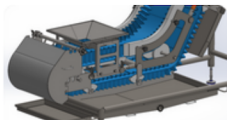
Designed with the most stringent hygienic standards, our conveyors **reduce the cleaning time by 50%** when compared to classic bucket elevators and conventional conveyor designs.



IP69K drum motors, for protection against dust, high pressure cleaning, steam and water ingress



Air and water **CIP Spray-Bars** assembly.



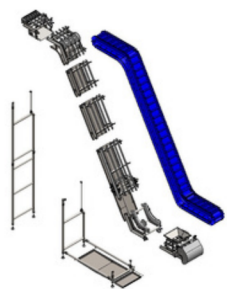
Tool-less removal of parts
Zero bearing/exposed fasteners.



Exclusive usage of **Intralox FoodSafe Solutions** to eliminate downtime and increase belt life.

MODULAR

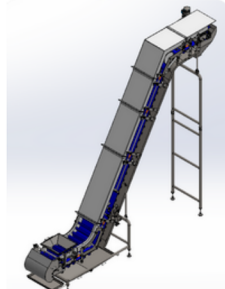
Receive your custom quote in **30 minutes**. Conveyor modules are **dispatched within 7 days**, and assembly takes **less than 4 hours**.



Modular, configurable design with **28 section assemblies**, and **4 leg modules**.

Parts & Sections:

Drive unit. Non-drive unit.
Length sections. Angle sections.

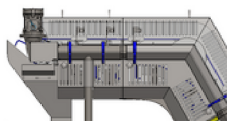


Accessories include:

- Soft landing chutes
- Toolless removable sidewall
- Polycarbonate Top Covers
- Back collection trays

SAFE

The conveyor design is **100% safe**, in line with **ISO 1819:1977, ISO 7149:1982 & ISO 13855:2010**. All safety components have a **CATEGORY 4** safety rating.



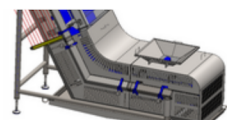
Drive Section:

Quick removable stainless steel guarding with safety interlock.




Top Angle:

A transparent, polycarbonate top cover with safety interlock.



Tail Section:

Quick removable stainless-steel guarding with safety interlock.



Safety Light Curtains:

To protect personnel from injury and machines from damage.

THE E.W DIFFERENCE

At E.W, we believe in creating a **win-win ecosystem** for the food industry. Our team works to accelerate your business journey with **industry expertise**, technical excellence, and renowned OEM support, ensuring optimal outcomes. We **constantly innovate** to deliver cutting-edge solutions that keep you ahead and prioritize **lasting partnerships** that propel sustained growth and success.



+65 9487 9684



consult@enabling.win



<https://enabling.win/>